



SUMMER

fireflies

A Safety Newsletter For Kids


Produced by Your Local Fire Department & Northwest Fireflies

Watch Out Cycling Sam!

Find and circle the 8 obstacles Cycling Sam will need to watch out for as he rides up the street.





This information used with permission of the Saskatchewan Prevention Institute.



Water Safety



1.  + come a + 



EXAMPLE:
Welcome aboard

2.  + 

3.  - tor + 

4. w +  ur 

5.  pre +  + d

2   + ly



Amber and Joe are trying to understand the water safety messages on this page.

Give them a helping hand by changing the pictures into words.

Wear your life jacket when you are:

- on a boat
- on a dock
- near a pool
- at the lake
- at the river
- at the beach



ANSWER KEY:
1. Welcome aboard, 2. Capsize 3. docking 4. Wear your life jacket 5. Be prepared to boat safely

Quiz-A-Roo



Always



Sometimes



Not Usually

Draw in the face that shows how well you obey safety rules.
If you can't draw a smile, then change your ways!!!

I wear a life vest when riding in a boat.



I wear my seatbelt and sit in the back seat when riding in a car.



I hike with an adult.

I go to a public fireworks show put on by professionals.

I never play with matches or lighters.



When hiking or camping, I don't eat wild berries and plants.



When I see matches and lighters I tell a grown up.


I never touch wild animals.

A bucket of water and shovel is kept near the campfire at all times.

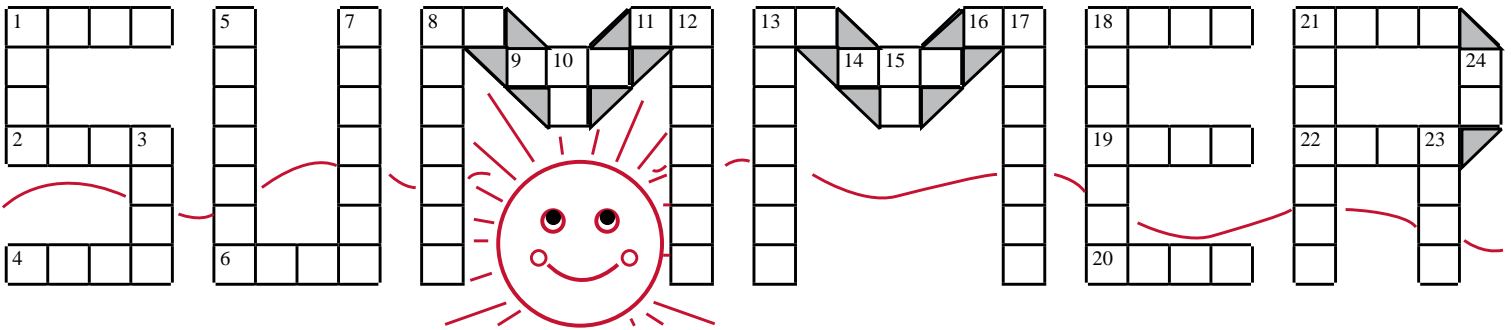
I swim with an adult. I never swim alone.

Summer Safety Maze

Help Jody and John stay safe on their summer camp adventure.



Summer Fun & Safety Crossword Puzzle



Across

- Without a life jacket you will _____ in water.
- Every boat should carry one life jacket for _____ person.
- Wear your life jacket until you are back on _____.
- If you see someone in trouble, quickly _____ for help.
- If you are wearing a life jacket near the water, you will _____ safe.
- Your Personal Flotation Device (life vest) will protect _____.
- Water safety _____ important.
- Wear your life jacket whenever you _____ anything around water.
- Learn first _____ to be able to help others when they are in trouble.
- Swimming with a buddy _____ the right thing to do.
- Your PFD (Personal Flotation Device) is your _____ coat.
- Never dive in unfamiliar water, you may _____ your head.
- The _____ way to be safe in the water is to wear a life jacket.
- Never swim alone in a river, lake or _____.
- A Personal Flotation Device is a life _____.

Down

- To be _____ around water always wear a life vest or jacket.
- Your life jacket will keep your _____ out of the water.
- Everyone should take swimming _____.
- Your life jacket will keep you floating until you are _____.
- You can even drown in your own home, never leave a small child alone in the _____.
- When you get in a boat, put _____ your life jacket.
- Drowning doesn't take much time... only a few _____.
- People wearing life jackets have rarely _____.
- Put your Personal Flotation Device on before you go _____ the water.
- Even a strong _____ should wear a life jacket while on a boat.
- You can drown in as little as two inches of water in your _____.
- The best way to _____ a drowning is to wear a life jacket.
- Swim in a _____ or with at least one buddy.
- _____ never know when we will need our life jacket...keep it on.

ANSWERS: Down:

1. safe, 3. head, 5. lessons, 7. rescued, 8. bathtub, 10. on, 12. seconds, 13. drowned, 15. in, 17. swimmer, 18. bathtub, 21. prevent, 23. team, 24. we

Across:

1. sink, 2. each, 4. land, 6. send, 8. be, 9. you, 11. 1'm, 13. do, 14. aid, 16. is, 18. boat, 19. hit, 20. best, 21. pool, 22. vest

Make your own Summer Safety Book Mark. Draw in your own safety message. Cut along solid line. Use as a bookmark for your summer reading.

Craft Corner

